

Scaled data based on original data using  
LM-79-08 Approved Method: Electrical and Photometric Measurements of Solid-  
State Lighting Products

Test Report Prepared for  
Cooper Lighting Solutions  
(formerly Eaton)

Brand: McGRAW-EDISON

Report Number: P#

Luminaire Tested: **BRT6-A3-730-U-T5-XX-BK**

Issue Date: 1/14/2021

**Test Information**

Test Method: LM-79-08  
Report Number: P#  
TEST IS SCALED FROM IESNA LM-79-08 TEST DATA (G3-2004-745-4)  
Test Lab: INNOVATION CENTER  
Issue Date: 1/14/2021  
Manufacturer: COOPER LIGHTING SOLUTIONS (FORMERLY EATON)  
Product Line: McGRAW-EDISON  
Catalog Number: BRT6-A3-730-U-T5-XX-BK  
Description: BOLLARD 6INCH ROUND BASE, 3000LM, TYPE V SYMMETRICAL, BLACK FINISH  
Light Source: (20) 3000K CCT, 70 CRI LEDS  
Ballast/Driver: ELECTRONIC DRIVER

**Summary**

Lumens per Lamp: N/A  
Luminaire Lumens: 2954 lumens  
Efficiency: N/A  
Efficacy: 101.2 lumens/watt  
Luminous Opening: Circular (Dia: 0.5' x H: 0')  
IES Classification: Type V - Short - Full Cutoff  
BUG Rating: B2 - U0 - G1

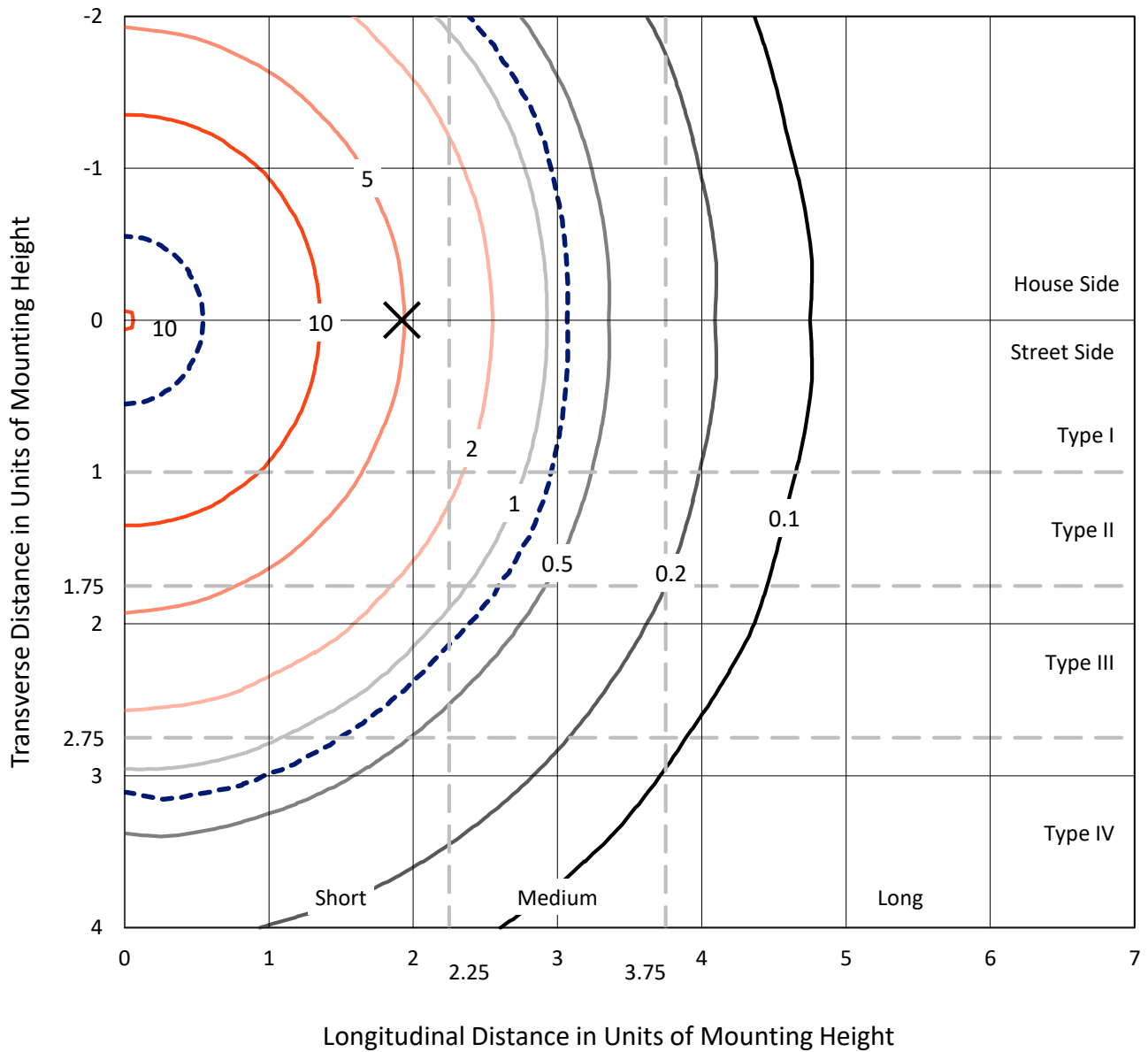
Input Watts (W): 29.2  
Input Voltage (V): NR  
Input Current (Ain): NR  
Voltage Rise (V): NR  
Power Factor: NR  
Total Harmonic Distortion (THDi): NR  
Frequency (hertz): 60  
Stabilization Time: NR  
Operation Time: NR  
Ambient Temperature (°C): NR  
Test Distance: 24 FT



REPORT NUMBER: P#  
 CATALOG NUMBER: BRT6-A3-730-U-T5-XX-BK

### Iso-Footcandle Lines of Horizontal Illumination

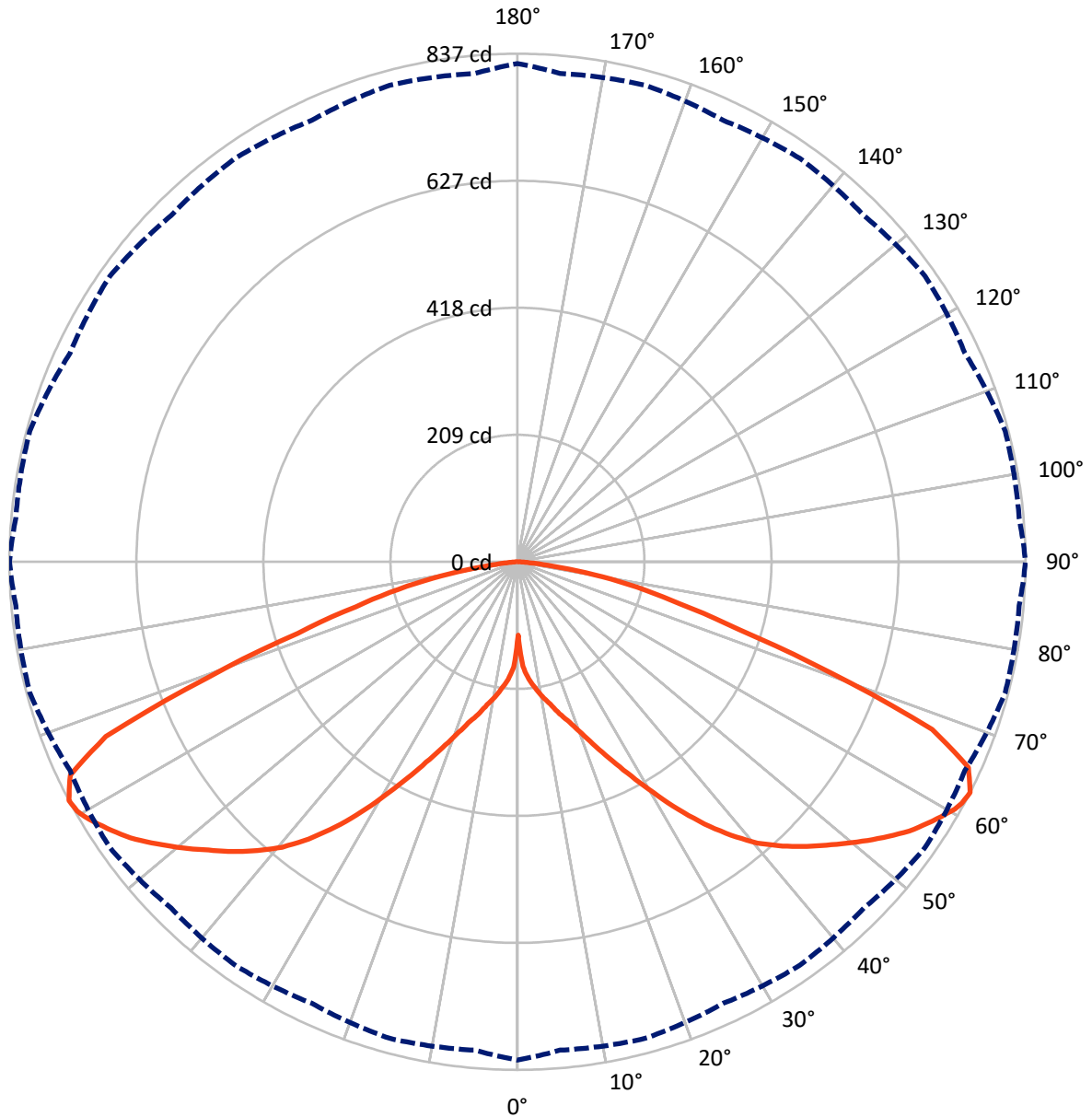
✕ Max cd  
 - - - 1/2 Max cd



Based on 4 foot mounting height. Maximum calculated value = 18.6 fc  
 Type V - Short - Full Cutoff

REPORT NUMBER: P#  
CATALOG NUMBER: BRT6-A3-730-U-T5-XX-BK

### Luminous Intensity Polar Plot



REPORT NUMBER: P#

CATALOG NUMBER: BRT6-A3-730-U-T5-XX-BK

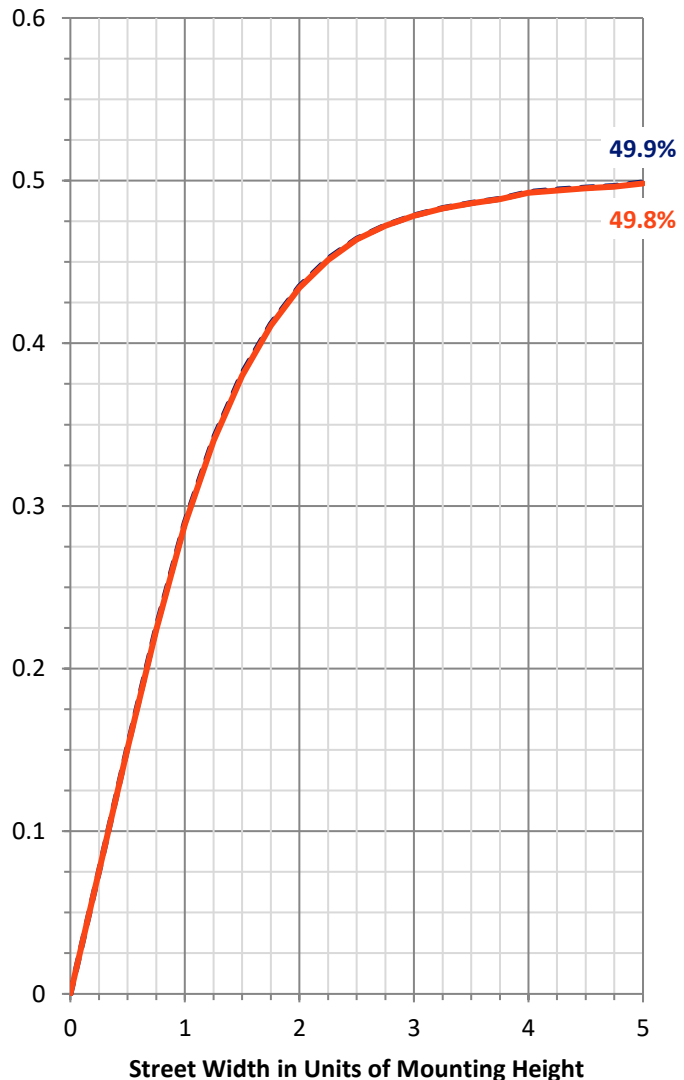
**FLUX DISTRIBUTION:**

		Downward	Upward	Total
<b>House Side</b>	Lumens	1477.0	0.0	1477.0
	% Fixture	50.0	0.0	50.0
<b>Street Side</b>	Lumens	1477.0	0.0	1477.0
	% Fixture	50.0	0.0	50.0
<b>Total</b>	Lumens	2954.0	0.0	2954.0
	% Fixture	100.0	0.0	100.0

**ZONAL LUMENS:**

Zone	Lumens	% Fixture
0°-10°	19.2	0.7
10°-20°	74.0	2.5
20°-30°	168.1	5.7
30°-40°	337.8	11.4
40°-50°	534.3	18.1
50°-60°	697.7	23.6
60°-70°	751.9	25.5
70°-80°	327.6	11.1
80°-90°	43.4	1.5
90°-100°	0.0	0.0
100°-110°	0.0	0.0
110°-120°	0.0	0.0
120°-130°	0.0	0.0
130°-140°	0.0	0.0
140°-150°	0.0	0.0
150°-160°	0.0	0.0
160°-170°	0.0	0.0
170°-180°	0.0	0.0
0°-90°	2954.0	100.0
0°-180°	2954.0	100.0

**Coefficient of Utilization**



REPORT NUMBER: P#

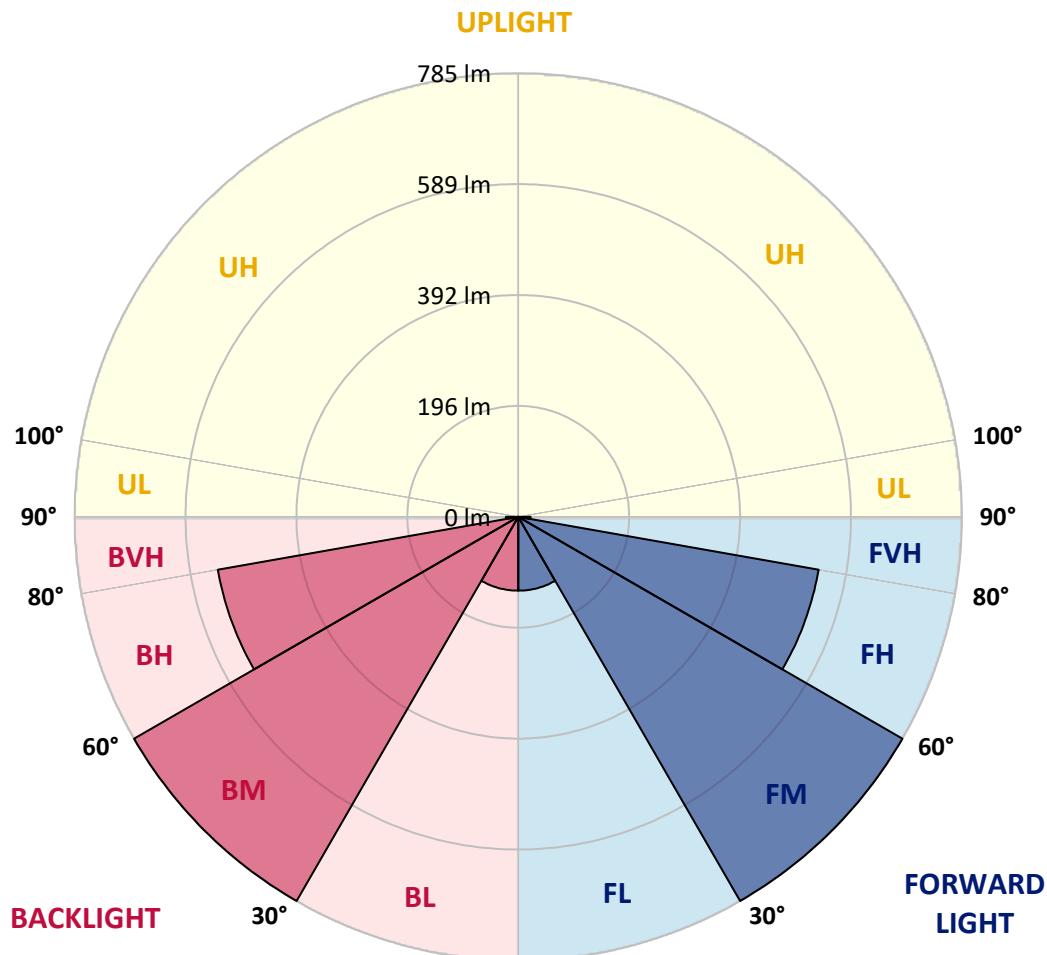
CATALOG NUMBER: BRT6-A3-730-U-T5-XX-BK

**LUMINAIRE CLASSIFICATION SYSTEM LUMEN TABLE AND BUG RATING:**

Zone	Lumens	% Fixture	Zone Rating/Lumen Limit		
			B	U	G
FL (0°-30°)	130.7	4.4			
FM (30°-60°)	784.9	26.6			
FH (60°-80°)	539.7	18.3			G0/660
FVH (80°-90°)	21.7	0.7			G1/100
BL (0°-30°)	130.7	4.4	B1/500		
BM (30°-60°)	784.9	26.6	B1/1000		
BH (60°-80°)	539.7	18.3	B2/1000		G0/660
BVH (80°-90°)	21.7	0.7			G1/100
UL (90°-100°)	0.0	0.0		U0/0	
UH (100°-180°)	0.0	0.0		U0/0	

**BUG Rating: B2-U0-G1**

Type V Short





REPORT NUMBER: P#

CATALOG NUMBER: BRT6-A3-730-U-T5-XX-BK

**CANDELA DISTRIBUTION (FULL):**

	0°	5°	15°	25°	35°	45°	55°	65°	75°	85°	90°
0°	120.9	120.9	120.9	120.9	120.9	120.9	120.9	120.9	120.9	120.9	120.9
2.5°	169.5	169.5	168.1	171.7	170.3	172.5	171.7	175.4	174.0	174.0	172.5
5°	194.6	193.1	192.4	191.7	193.1	193.9	193.1	194.6	195.3	195.3	193.9
7.5°	208.6	208.6	207.1	210.8	207.1	211.6	209.3	212.3	210.1	210.8	209.3
10°	221.9	224.1	222.6	225.6	221.9	227.8	224.1	227.8	224.8	226.3	225.6
12.5°	234.4	238.1	236.6	240.3	235.1	243.2	238.8	244.7	240.3	242.5	240.3
15°	249.1	252.8	252.1	255.0	250.6	258.7	254.3	261.7	257.3	260.2	259.5
17.5°	266.8	270.5	268.3	273.5	268.3	277.9	272.7	282.3	277.2	280.1	277.2
20°	285.3	289.7	288.2	294.1	289.0	297.8	294.1	304.4	300.0	305.2	301.5
22.5°	313.3	315.5	313.3	319.2	314.0	324.3	321.4	330.2	325.8	331.7	330.2
25°	347.2	349.4	347.2	351.6	347.2	357.5	353.8	362.7	359.0	364.9	362.7
27.5°	387.7	391.4	386.3	391.4	384.8	395.1	389.2	400.3	395.8	401.7	399.5
30°	437.8	440.1	434.2	438.6	431.2	440.8	433.4	443.0	437.8	441.5	440.8
32.5°	489.4	490.9	486.5	489.4	481.3	489.4	480.6	487.2	483.5	485.0	485.8
35°	538.1	544.7	537.4	542.5	533.7	541.0	527.8	534.4	527.8	530.7	530.0
37.5°	591.9	595.6	588.2	594.1	583.1	587.5	575.0	579.4	572.0	573.5	571.3
40°	635.4	639.8	633.9	639.1	628.8	630.2	618.4	621.4	612.5	610.3	608.9
42.5°	670.0	673.7	670.0	674.5	667.1	667.8	658.2	656.8	647.2	641.3	639.8
45°	695.1	697.3	697.3	704.7	699.5	699.5	689.9	689.2	676.7	674.5	668.6
47.5°	718.0	718.7	719.4	727.5	724.6	726.1	715.7	716.5	705.4	702.5	695.8
50°	737.1	737.1	738.6	747.4	742.3	749.6	738.6	740.8	732.0	729.7	725.3
52.5°	752.6	755.5	756.3	765.1	759.2	768.8	759.2	762.2	754.8	753.3	754.1
55°	769.6	773.2	774.7	782.1	775.4	786.5	779.9	781.3	778.4	776.2	782.8
57.5°	790.9	790.2	790.9	793.1	790.2	798.3	799.0	796.1	802.0	796.1	805.7
60°	810.1	804.2	804.9	800.5	804.2	806.4	814.5	808.6	822.6	817.5	827.0
61°	816.0	807.1	809.4	802.7	807.9	807.1	817.5	812.3	827.8	823.4	832.9
62.5°	820.4	807.1	812.3	802.0	810.8	806.4	819.7	813.0	831.5	829.3	836.6
65°	807.9	793.9	804.2	785.0	798.3	786.5	804.9	790.9	813.0	804.9	816.0
67.5°	748.9	738.6	751.1	720.2	739.3	719.4	732.7	723.1	739.3	727.5	736.4
70°	583.1	575.7	591.9	556.5	572.0	544.7	570.5	570.5	558.0	549.2	546.2
72.5°	392.1	415.0	412.0	406.2	395.8	393.6	401.0	406.9	395.1	386.3	380.4
75°	289.0	296.3	285.3	289.0	289.0	289.7	295.6	294.8	286.7	286.0	276.4
77.5°	214.5	213.0	199.0	205.7	204.9	207.1	203.4	210.1	200.5	206.4	201.2
80°	134.2	137.8	126.0	133.4	131.9	134.9	129.0	137.8	127.5	134.2	127.5
82.5°	65.6	67.8	61.9	69.3	61.9	68.6	61.9	69.3	60.4	64.9	58.2
85°	19.9	20.6	19.9	20.6	19.9	19.9	19.9	22.1	19.2	21.4	20.6
87.5°	10.3	9.6	8.8	8.8	8.8	8.1	8.1	8.8	8.1	8.1	8.1
90°	0.0	0.0	0.0	0.0	0.0	0.0	0.0	0.0	0.0	0.0	0.0

Cooper Lighting Solutions Photometric Lab  
1121 Highway 74 South  
Peachtree City, GA 30269

Scaled Data Report



Report Generated By E9970913



Cooper Lighting Solutions Photometric Lab  
1121 Highway 74 South  
Peachtree City, GA 30269

Scaled Data Report



Cooper Lighting Solutions Photometric Lab  
1121 Highway 74 South  
Peachtree City, GA 30269

Scaled Data Report





— Vertical Plane Through 90-Deg Lateral    - - - Horizontal Cone Through 62.5-Deg Vertical



--- HS — SS



---

0°



(END OF REPORT)